

FLATBED CUTTER SERIES

FCX4000




STAND
OPTIONAL

 **VIDEO TRAINING**
PRESS PLAY ► GET TO WORK

HIGH PRECISION CUT AND CREASE ON DEMAND

FCX4000-50ES
ELECTRO-STATIC HOLD DOWN
19" x 26"
EFFECTIVE CUTTING AREA



FCX4000-60ES
ELECTRO-STATIC HOLD DOWN
26" x 38"
EFFECTIVE CUTTING AREA



STAND
OPTIONAL

GRAPHTEC FCX4000 SERIES

FEATURE HIGHLIGHTS

The **Graphtec FCX4000** is an affordable cutting solution for small to medium print on demand jobs. Operation is intuitive with a LCD Control Panel, Offline USB and Barcode functionality.

FCX4000 Series is the ideal cutting plotter for high-precision and medium-heavy material crafting jobs and the most economical solution for cutting thick, rigid materials that cannot be fed through a roll-feed/friction-feed cutting plotter.

The **Barcode Scanning System** simplifies workflow by using standard barcodes. Efficiently organize your work using the Barcode and Registration marks by storing them on a thumb drive then selecting the Barcode Cut Function and scanning the job.

Offline USB Operation enables operators of all skill levels with a simplified workflow to process various types of media for cutting without a computer.

Dual Cutting Head on the carriage increases work efficiency by allowing you to employ 2 different tools for the same job.

ARMS 6 - Advanced Registration Mark Sensing System

The FCX4000 includes an improved ARMS 6 for contour cutting of your preprinted graphics, prototyping, reflective sheeting and other professional rigid applications.




Interface Ports:


- Ethernet (10BASE-T/100BASE-TX)
- Serial RS-232C
- USB 2.0 High Speed: (Type A / Type B)



Barcode Scanning System



USB Offline Operation



Dual Cutting Head: 600gf / 600gf

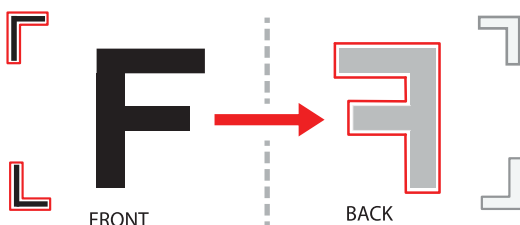


Intuitive 3.7" LCD Control Panel

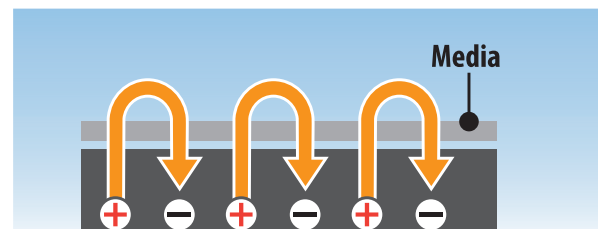
Increase Capacity with Expanded Cutting Area and Electro-static Hold Down

Expanded Contour Cutting Area expands the Print and Cut area to include objects outside of the registration marks. Production efficiency is enhanced and media waste is reduced.

PRINT & CUT Using Reverse Cutting is an easy new function that will protect the printed image by cutting and creasing on the reverse side of the media. This feature reads registration marks, cuts them out, then after flipping the media over,



the sensor reads the cut registration marks and then cuts or creases on the reverse side of the media.



ELECTRO-STATIC HOLD DOWN

The FCX4000 Flatbed Table has 110 Volt **Electro-static Hold-Down Technology** suitable for securing light-weight material which assures precise cuts without slipping. This feature holds media in place utilizing an electro-static charge that is generated by electrodes arranged inside the panel.

PRECISION CUTTING SOLUTIONS

PRODUCTION CAPABILITIES



600 gf Cutting Force
30"/s Cutting Speed

Max Cutting Force: Tool 1: **600 gf** • Tool 2 : **600 gf**
The Dual Tool Holder accommodates a cutting blade and creasing tool together to produce cuts and creases for folds during the same production run.



CUT & CREASE with Specialized Creasing Tools


Cutting and creasing of preprinted packaging graphics is possible on the reverse (non-printed) side of the sheet. This method of reverse side cutting and creasing prevents damage and marking of the printed side.



Package Prototyping



Laminated Graphics



PPE Safety Shielding



Garment / Shoe Patterns



POP - POS Displays



Polycarbonate Panels



Sandblast Rubber



Magnets and Decals

STANDARD ACCESSORIES

Blade Loupe: PM-CT-001
This standard accessory helps to easily adjust blade length



Blade: CB15U



Blade Holder:
PHP33-CB15N-HS

Pen Adapter: PHP31-FIBER
Fiber Pen: Lumocolor-311-BK

Included Design Software and Plugin:

New dedicated design software and plug-ins provide all of the tools necessary to create elegant, precise and professional products.

- **Cutting Master 5 Plug-in:**

Adobe Illustrator (PC / MAC)
CorelDRAW (PC)



- **Graphtec Studio 2:**

Design Software - PC / MAC



- **Windows Driver:** AutoCAD etc.




GRAPHTEC 2 YEAR STANDARD WARRANTY

MARKET APPLICATIONS

FCX4000 SPECIFICATIONS

GRAPHTEC
PRECISION CUTTING SOLUTIONS



STAND OPTIONAL

MODEL :	FCX4000-50ES	FCX4000-60ES
Cutting Area :	19" x 26"	26" x 38"
Media Hold-Down :	Electro-static Panel	
Mountable Media Width :	27.97" (Y-axis)	21.10" (Y-axis)
Maximum Cutting Speed :	30"/s (1 to 75 cm/s in 23 steps)	
Cutting Force :	600gf - Tool 1 600gf - Tool 2	
Numbers Of Tools :	2 Tools	
Bar Code Data Management :	YES	
Offline Output Function :	USB - 64 Files	
Minimum Character Size :	Approx. 10mm (depending on font and material used)	
Mechanical Resolution :	0.005 mm (5µm)	
Interface :	Ethernet (10BASE - T/100BASE-TX) USB 2.0 High Speed Serial RS-232C	
Command Modes :	GP-GL™ HP-GL Emulation (selected by menu or automatically by received data)	
ARMS System :	Advanced Registration Mark Sensing System 6.0 • Reverse-side Cutting & Creasing Copy Function • Creasing Function • Repeat Cut Function	
Programmable Resolution :	GP-GL™ Mode: 0.1 / 0.05 / 0.025 / 0.01 mm • HP-GL®: 0.025 mm	
Unit Dimensions : <i>Dimensions with Stand</i>	w 42.87" x d 35.31" x h 8.03"	w 55.31" x d 42.08" x h 8.03" w 55.31" x d 43.2" x h 35.3"
Weight / with Stand :	64 lbs	82 lbs / 121 lbs
Compatible Media :	Marking Film (Vinyl, Fluorescent and Reflective) • Rigid Paper • Card Stock up to 1.0 mm Sandblast Rubber up to 1.0 mm • Magnet • Micro Flute Board (F/G Grades) • Gaskets Polycarbonate Plastic Sheets • High-intensity Prismatic Film • Polystyrene Foam Sheets	



GRAPHTEC STANDARD WARRANTY: 2 YEARS PARTS & LABOR WITH ONLINE PRODUCT REGISTRATION

Software : **Cutting Master 5 - Plugin**
Adobe Illustrator - Mac/ Win
CorelDraw - Win

Graphtec Studio 2
Win/Mac Software

Windows Driver
AutoCad / Vector Drawing
Software Requiring a Driver



www.graphtecamerica.com/videos

Graphtec Video Training is a comprehensive series of instructional videos that are key to fully understanding the capabilities of the **FCX4000 Series**. **Advanced Features** and **Optional Accessories** are also demonstrated in depth, so you can be fully trained and ready to boost productivity by mastering all the features and utilizing the full potential of this versatile flatbed cutter.

rev 1-23